



ERAIL

DETAIL

ERAIL is a compact profile extruded aluminium track with a comprehensive range of component parts that enables it to be used for all but the heaviest professional main stage curtains.

Operation of ERAIL is almost silent by the use of ball raced nylon wheels, making it an ideal choice for small stages, conference halls, hotels, and school halls.

If a corded system is required, ERAIL uses the standard matte black pre-stretched polyester cord used on all other Triple E tracks. Hand or motorised winches are available for operating ERAIL, or just a tensioned floor pulley.

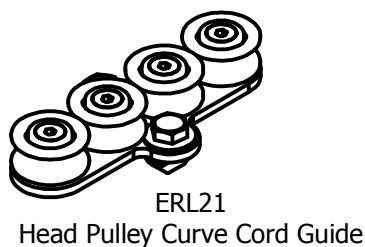
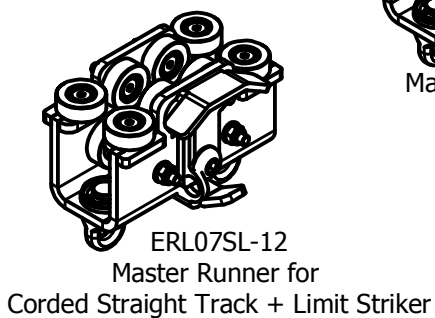
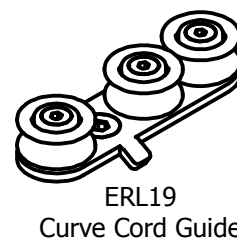
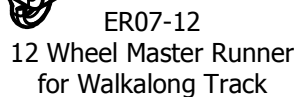
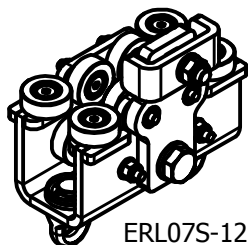
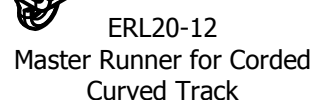
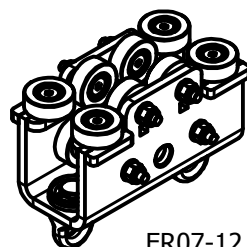
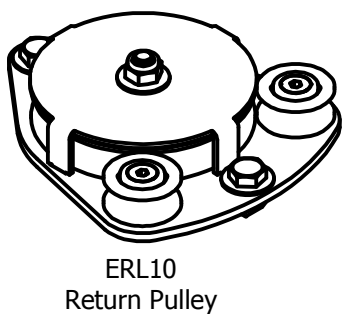
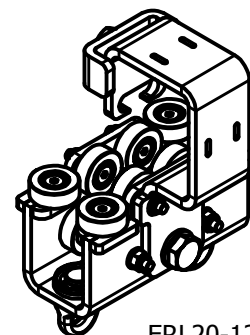

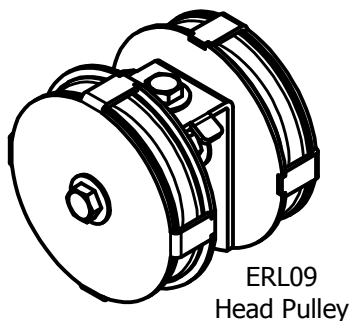
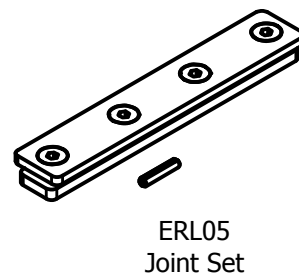
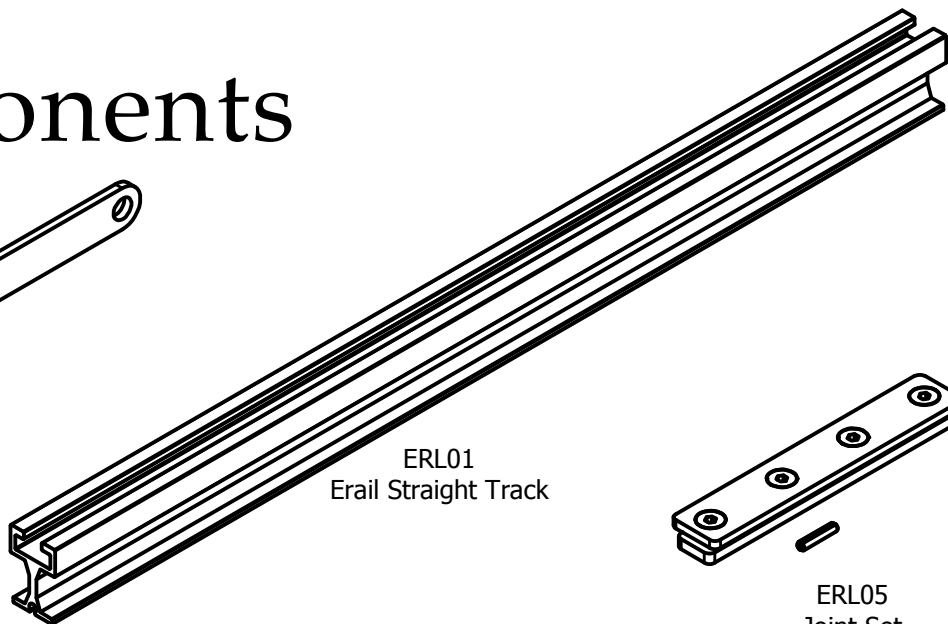
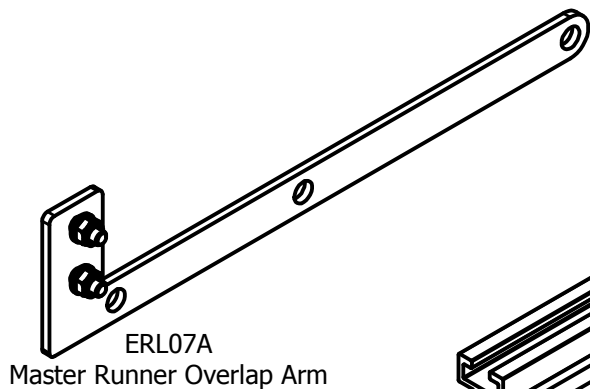
ERAIL can be rolled to any radius; the minimum is 500mm, (1' 8"). ERAIL is stocked in 6.1m (20 feet) lengths.

The external dimensions are 25mm (1") wide x 37mm (1 1/2") high. The track is configured as an 'I' beam lower section with a tee slot above. The carrier wheels run between the flanges of the beam. ERAIL carriers are 24mm (1") wide for calculating stacking distances. Carriers are normally attached to curtains at 300mm, 250mm or 200mm centres. The leading carrier is 70mm (2 3/4") wide and this can be fitted with an overlap arm if required. The upper channel accepts an 8mm threaded tee nut from which to suspend the track with a selection of standard or Unistrut type brackets and studding. In the bottom centre of the extrusion is a keyhole slot that accepts a roll pin to align the running surfaces when the track sections are joined. Each joint set comprises a flat plate with 4 grub screws that fits into the top slot and 1 roll pin.

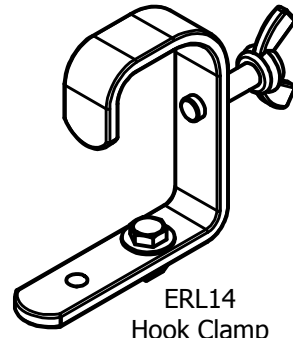
Corded track systems are available in the following configurations:

- 1) Straight wipe track where a single curtain travels from one end to the other.
- 2) Straight track with lead carriers fitted with overlap arms for a pair of curtains that stack at each end of the track and meet in the centre.
- 3) Straight overlap track where the centre of the tracks are offset for a longer and more substantial overlap on bigger curtains. This configuration enables the track to be clamped to a flown bar very easily.
- 4) Curved track wipe where a single curtain travels from one end to the other
- 5) Curved track with lead carriers fitted with overlap arms for a pair of curtains that stack at each end of the track and meet in the centre.
- 6) Curved track where the centre sections of track are separated by overlap clips this gives a more substantial overlap for bigger curtains

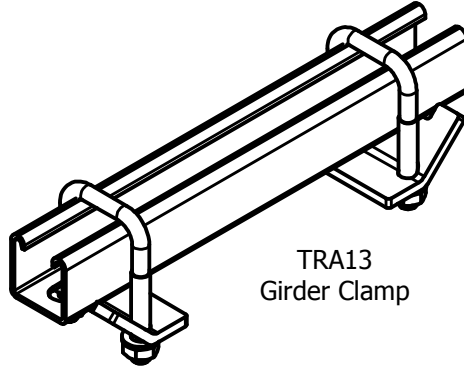
ERAIL Components



ERAIL Components



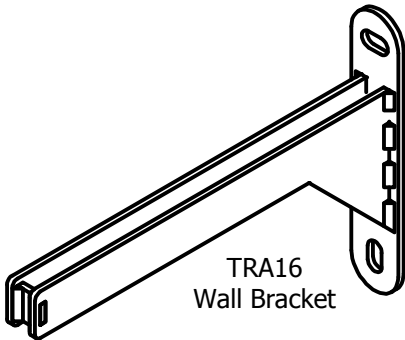
ERL14
Hook Clamp



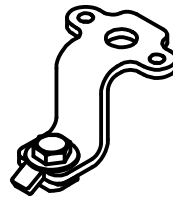
TRA13
Girder Clamp



TRA15
Deadline Fixing



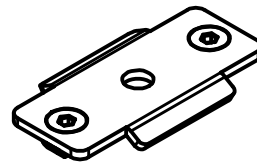
TRA16
Wall Bracket



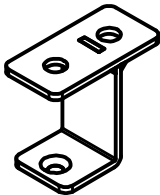
ERL17
Mounting Bracket



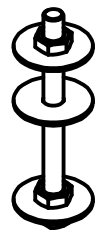
ERL25
Line Pickup



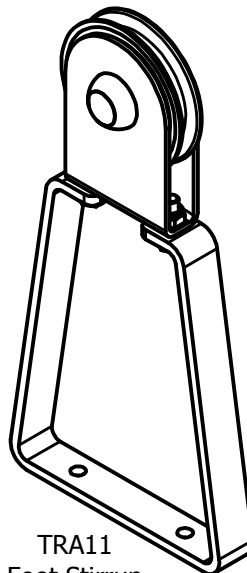
ERL26
Overlap Clip



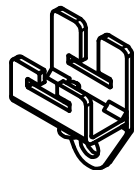
ERL23
Curve Track Suspension Bracket



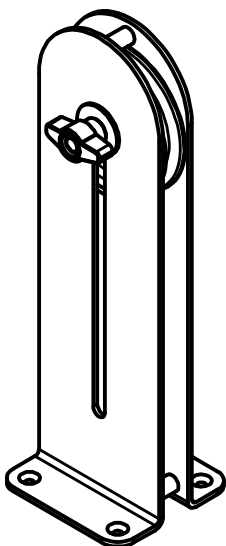
ERL18
Studding




TRA11
Foot Stirrup



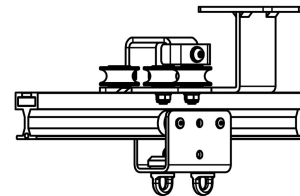
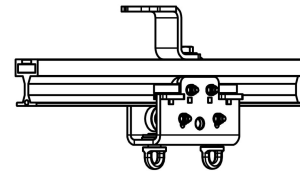
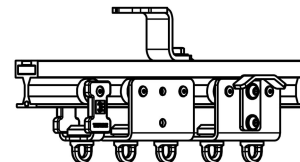
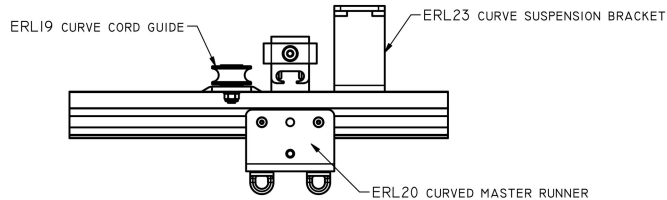
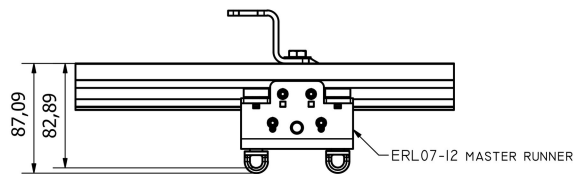
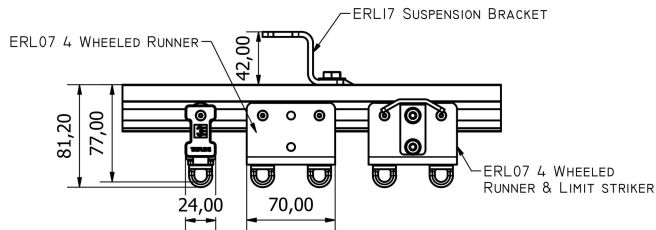
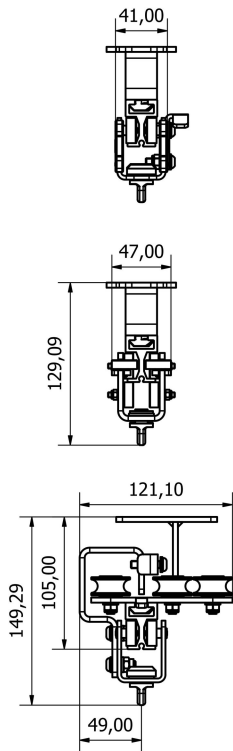
ERL24
Endstop



TRA12
Adjustable Floor Pulley



ERL26C
Overlap Section



TRIPLE E LTD
 16 AIRPORT IND EST
 MAIN ROAD, BIGGIN HILL
 KENT, TN16 3BW
 TEL: +44 (0) 1959 570333
 FAX: +44 (0) 1959 570888

© TRIPLE E LTD
 THE CONTENTS OF THIS
 DRAWING CONSTITUTES
 DESIGN COPYRIGHT AND
 MAY NOT BE REPRODUCED
 OR DISCLOSED TO A THIRD
 PARTY WITHOUT PRIOR
 PERMISSION IN WRITING
 FROM TRIPLE E LTD.

TITLE	ERail Runner Variants Triple E
MATERIAL	ALL DIMENSIONS IN MILLIMETRES (mm) TOLERANCES UNLESS OTHERWISE STATED DIMENSIONAL ± 0.2
FINISH	

SPECIAL INSTRUCTIONS

DRAWN	SCALE
APPD	DATE
PART No	DWG No Rev